



COSMO

motorcycle innovating products


Centerstand TRK 702




COSMO

motorcycle innovating products

Installation Instructions




Parts to be installed.



Step 1: Have the bike on the side stand.

Step 2: Replace bolt 1 with bolt C. On the inner side install bracket F and centerstand with spacer D and nut E. Same on the right side.



Step 3: Same to step3 on the right side.



Step 5: Install part J and attach the spring side S1 on part J and side S2 on the centerstand hook.